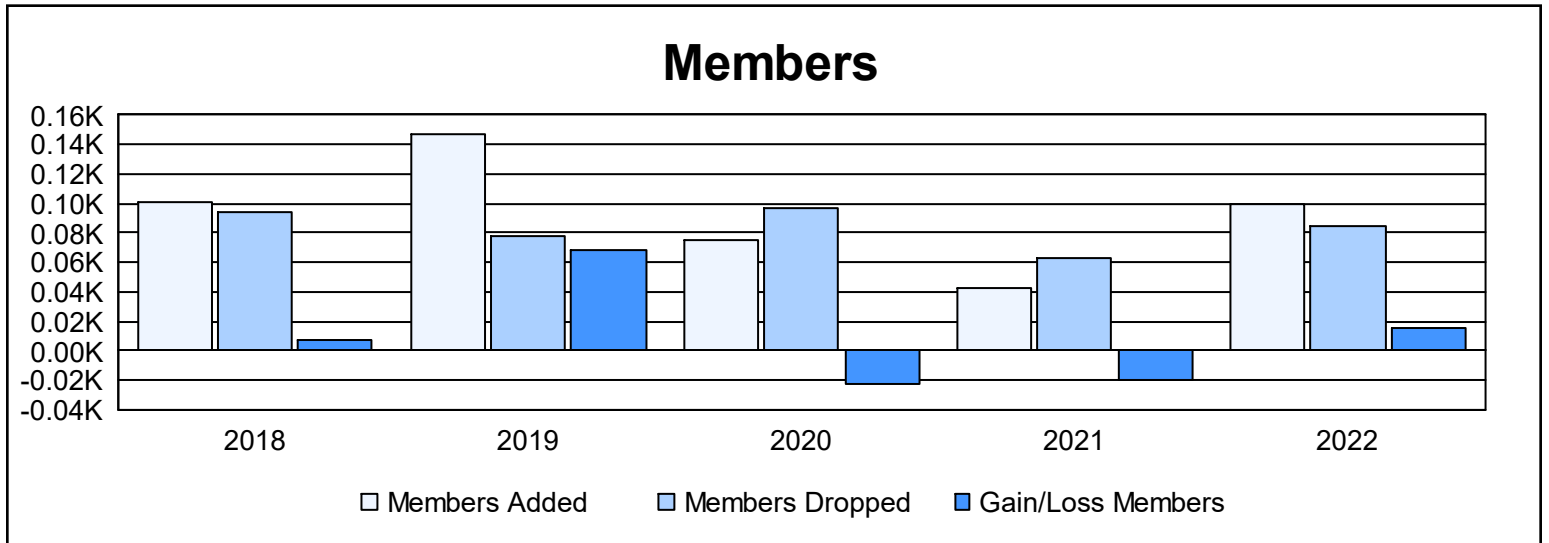
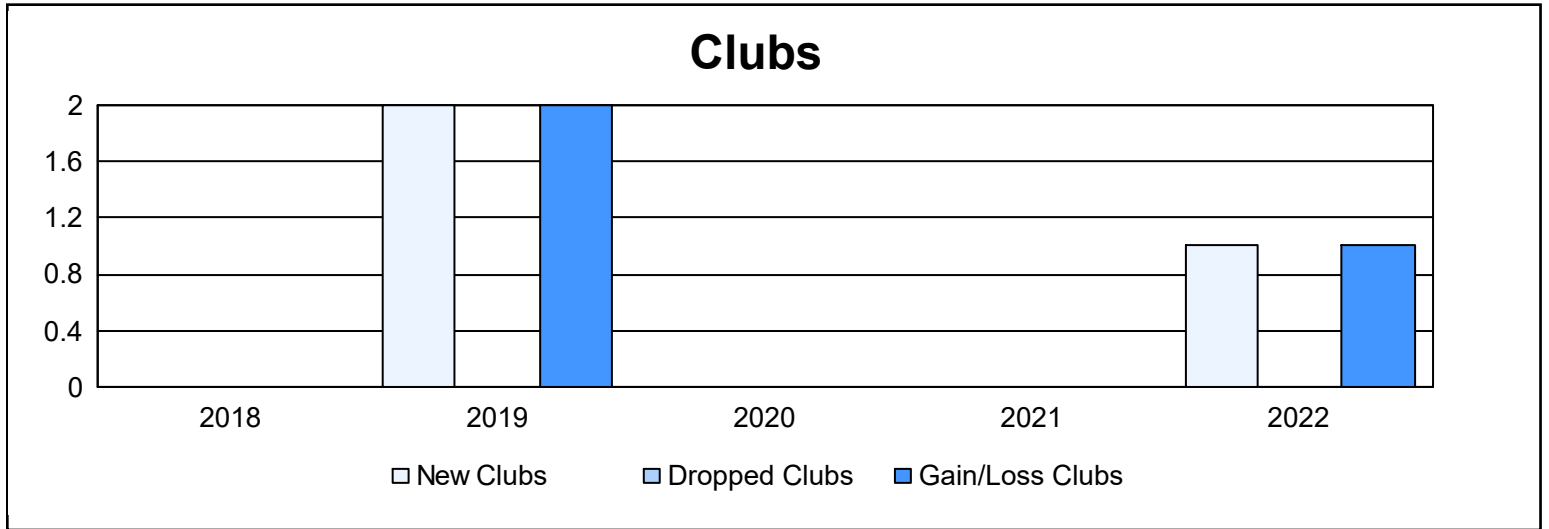
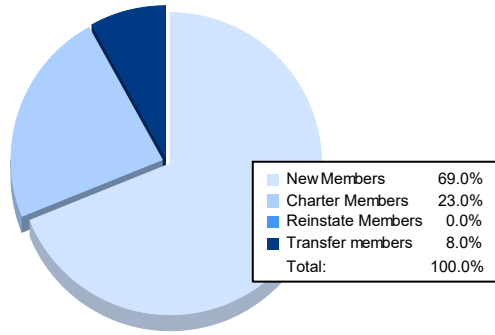


| Year | New Clubs | Dropped Clubs | Gain/ Loss Clubs | New Members | Charter Members | Reinstate Members | Transfer Members | Total Member Added | Total Members Dropped | Gain/ Loss Members |
|----------------|-----------|---------------|------------------|-------------|-----------------|-------------------|------------------|--------------------|-----------------------|--------------------|
| 2017-2018 | 0 | 0 | 0 | 95 | 0 | 1 | 5 | 101 | 94 | 7 |
| 2018-2019 | 2 | 0 | 2 | 91 | 43 | 2 | 11 | 147 | 78 | 69 |
| 2019-2020 | 0 | 0 | 0 | 67 | 0 | 0 | 8 | 75 | 97 | -22 |
| 2020-2021 | 0 | 0 | 0 | 42 | 0 | 1 | 0 | 43 | 63 | -20 |
| 2021-2022 | 1 | 0 | 1 | 69 | 23 | 0 | 8 | 100 | 85 | 15 |
| Average | 1 | 0 | 1 | 73 | 13 | 1 | 6 | 93 | 83 | 10 |



Membership Composition June 2022 Cumulative



Gender Composition June 2022 Cumulative

